

Children should be reading about fifteen minutes per evening. Regular reading at home will support all areas of learning at school.



How to help your child develop their reading skills in **Year 3**

- When your child is reading aloud, encourage them to pay attention to the punctuation
- Point out different types of punctuation such as inverted commas, commas, exclamation marks
- At home use dictionaries or encyclopaedias and use the alphabet to find words/topics
- In non-fiction texts look at the different features such as labels, diagrams and charts
- Discuss word meanings so that your child develops a wide and varied vocabulary
- Point out words and phrases that catch your attention and imagination
- Talk about what different characters might be thinking and why you think that
- Read books by the same author and talk about how the books are similar/different
- Encourage your child to retell familiar stories


Questions to ask your child when reading

Fiction


- Which words and phrases tell you more about the characters?
- Which words and phrases tell you about the setting?
- How did the character's feelings change over the story?
- Which is your favourite part of the story and why?
- Why does the author use those words ...?
- Which part of the text tells you most about the characters' thoughts?
- Can you think of another story similar to this one?
- Point to the adjectives/nouns/verbs...

Non-fiction

- What is the main purpose of the text?
- Which part of the text tells you most about...?
- How does the layout of the text help you to understand?
- What is this paragraph about?
- How does the diagram help you to understand?



Children should be reading about fifteen minutes per evening. Regular reading at home will support all areas of learning at school.



How to help your child develop their reading skills in **Year 4**

- When your child is reading aloud, encourage them to use suitable expression for dialogue
- Point out different types of punctuation such as inverted commas, commas, exclamation marks, ellipsis
- At home use dictionaries or encyclopaedias and use the alphabet to find words/topics
- In non-fiction texts use skimming and scanning to locate relevant information quickly
- Discuss how dialogue and description helps you to understand the meaning
- Point out words and phrases that catch your attention and imagination; talk about why
- Talk about the themes of the book and books with similar themes
- Read books by the same author and talk about how the books are similar/different
- Talk about the context of the story e.g. historical setting or social/cultural setting


Questions to ask your child when reading

Fiction

- Which words and phrases tell you more about the characters?
- Which words and phrases tell you about the setting?
- What impression do you get of the characters' feelings?
- Which is your favourite part of the story and why?
- What does the word ... imply about...?
- Why does the author choose these verbs?
- Have you ever been in a similar situation to the character in the book?
- Where is the story set and how do you know?

Non-fiction

- How does the writer link the introduction to the conclusion?
- Which part of the text tells you most about...?
- How does the first sentence inform the reader?
- Why is this part in bold/italics?
- Why is the text organised in this way?



Children should be reading about fifteen minutes per evening. Regular reading at home will support all areas of learning at school.



How to help your child develop their reading skills in **Year 5**

- When your child is reading aloud to you, encourage them to maintain fluency and accuracy
- Point out when a sentence starts with a subordinate clause e.g. As the sun rose, the man rowed his boat across the lake.
- Read stories/novels with more complex plots and talk about them
- In non-fiction texts ask your child to summarise the information on the page into one or two sentences
- Discuss the moods and feelings of the characters by using clues in the text
- Point out similes and metaphors e.g. 'he is like a ray of sunshine', 'he is my world'
- Talk about the themes of the book and books with similar themes
- Talk about how the author presents issues and their point of view
- Talk about the context of the story e.g. historical setting or social/cultural setting


Questions to ask your child when reading

Fiction

- Which words and phrases tell you more about the characters?
- When was this book written? How does that affect the story?
- What impression do you get of the characters' feelings? How do you know he/she feels like that?
- How did the character feel before/after ...?
- What does the word ... imply about...?
- Can you find any powerful verbs? similes? metaphors?
- What can you tell me about the view point of the author?
- Can you think of any other stories/novels similar to this one?

Non-fiction

- How does the writer link the introduction to the conclusion?
- How does the first sentence inform the reader?
- What is the main point of the text?
- Is this written formally or informally?



Children should be reading about fifteen minutes per evening. Regular reading at home will support all areas of learning at school.



How to help your child develop their reading skills in **Year 6**

- When your child is reading aloud to you encourage them to use connectives to signal a change of tone
- Read stories/novels with more complex plots and talk about them
- When reading non-fiction, point out persuasive language, facts, opinions
- Discuss explicit and implicit points of view expressed in the text
- Encourage your child to ask the meaning of more complex language regularly
- Point out similes and metaphors e.g. he is like a ray of sunshine, he is my world
- Talk about the style of individual writers
- Talk about how the text reflects the time in which it was written e.g 'Hound of the Baskervilles' would have been very scary to Victorian readers


Questions to ask your child when reading

Fiction

- What does this word mean?
- When was this book written? How does that affect the story?
- What is the character's attitude towards ..? How do you know?
- How did the character feel before/after ...?
- What does the word ... imply about how he/she feels?
- Why did the author choose this word..?
- What can you tell me about the view point of the author?
- Can you think of any other stories/novels similar to this one?
- Can you give two pieces of evidence from the text that the character feels about ...?

Non-fiction

- How does the writer build up to the conclusion?
- How does the title inform the reader?
- Can you find an example of the author being persuasive?
- Is this written formally or informally?



Reading to and with your child is crucial to developing their reading skills. It is important to read to your child regularly, whilst encouraging them to join in when they can.



How to help your child develop their reading skills in **Year 1**

- When your child is reading aloud to you, encourage them to use the picture clues to help them to read simple texts
- Point out the punctuation in a sentence
- Take turns reading
- Use the sounds in the words to build up words phonetically
- Point out the main differences between fiction and non-fiction
- Talk about the main event and ask simple questions about it
- Talk about the main character's feelings
- Point out obvious story language e.g. 'Once upon a time', 'big bad wolf'
- Re-read stories and poems so that your child becomes very familiar with them and can retell them
- Talk about how the story relates to your child's experiences


Questions to ask your child when reading

Fiction

- What is happening in the picture?
- Can you find any words that have been repeated?
- Which is your favourite character?
- What would you ask your favourite character?
- What do you think is going to happen next?
- What do you think will happen at the end of the story?
- Can you find any words that describe where the story is set?
- What happened in the story?
- Can you retell me the ending of this story?

Non-fiction

- How does the front cover tell us this is a factual book?
- Can you find the index? What is it for?
- Can you find the glossary? What is it for?
- How does the picture help us to understand?
- Why is there a label/caption with the picture?



Reading to and with your child is crucial to developing their reading skills. It is important to read to your child regularly, whilst encouraging them to join in when they can.



How to help your child develop their reading skills in Year 2

- When your child is reading aloud to you, encourage them to use the pictures, the rest of the sentence and phonetic clues to read words
- Point out the punctuation in a sentence e.g. full stops, inverted commas, exclamation marks
- Take turns when reading longer stories
- Discuss your child's favourite words and phrases
- When reading non-fiction books use the contents page and index to find information
- Talk about the main event and compare it to your child's own experiences e.g. 'Remember when we went to the beach ...'
- Talk about the main character's thoughts and feelings
- Point out obvious story language across a range of books e.g. All fairy tales start with 'Once upon a time..'
- Re-read stories and poems so that your child become very familiar with them and can retell them

Questions to ask your child when reading

Fiction

- When and where did the story take place?
- Which word tells you that ...?
- What did ... do?
- Which words tell you about the setting?
- What do you think is going to happen next?
- What do you think will happen at the end of the story?
- Why did the author use that word?
- Can you retell me the ending of the story?

Non-fiction

- How can we find information in this book? What features can we use?
- What is the glossary for?
- How does the first line in each paragraph help the reader?
- How does the picture help us to understand?
- Why is there a label/caption with the picture?

